

7371101001

TPA Fuse Panel 1U

Barrier Strip Output



Positions Per Bus
4

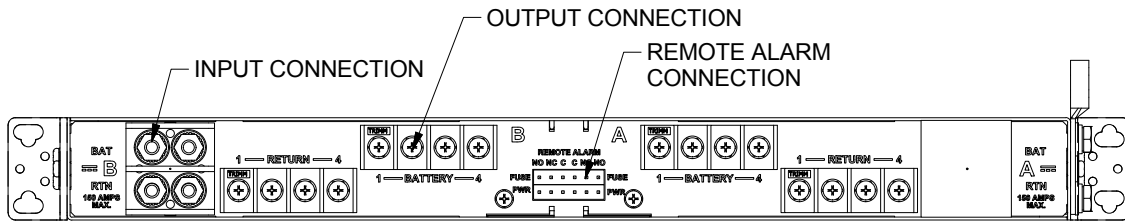
Max Per Position
50 Amps

Bus Capacity
150 Amps

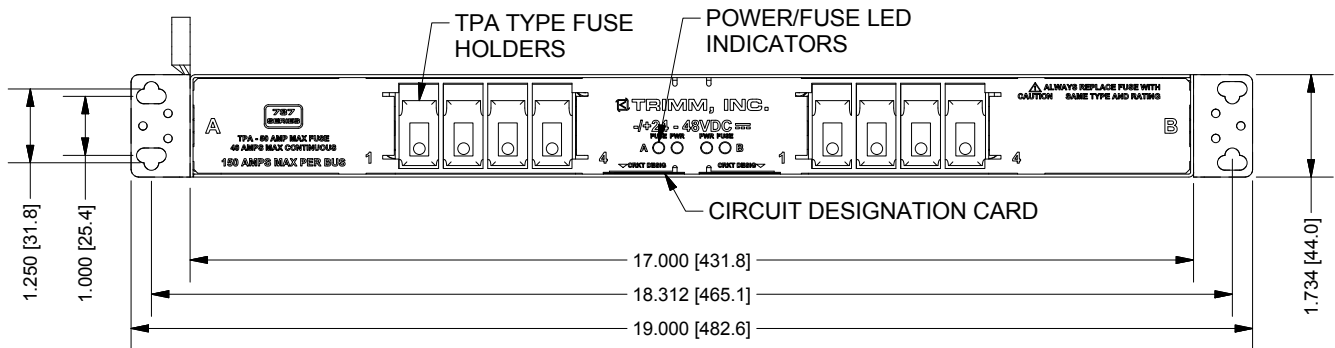
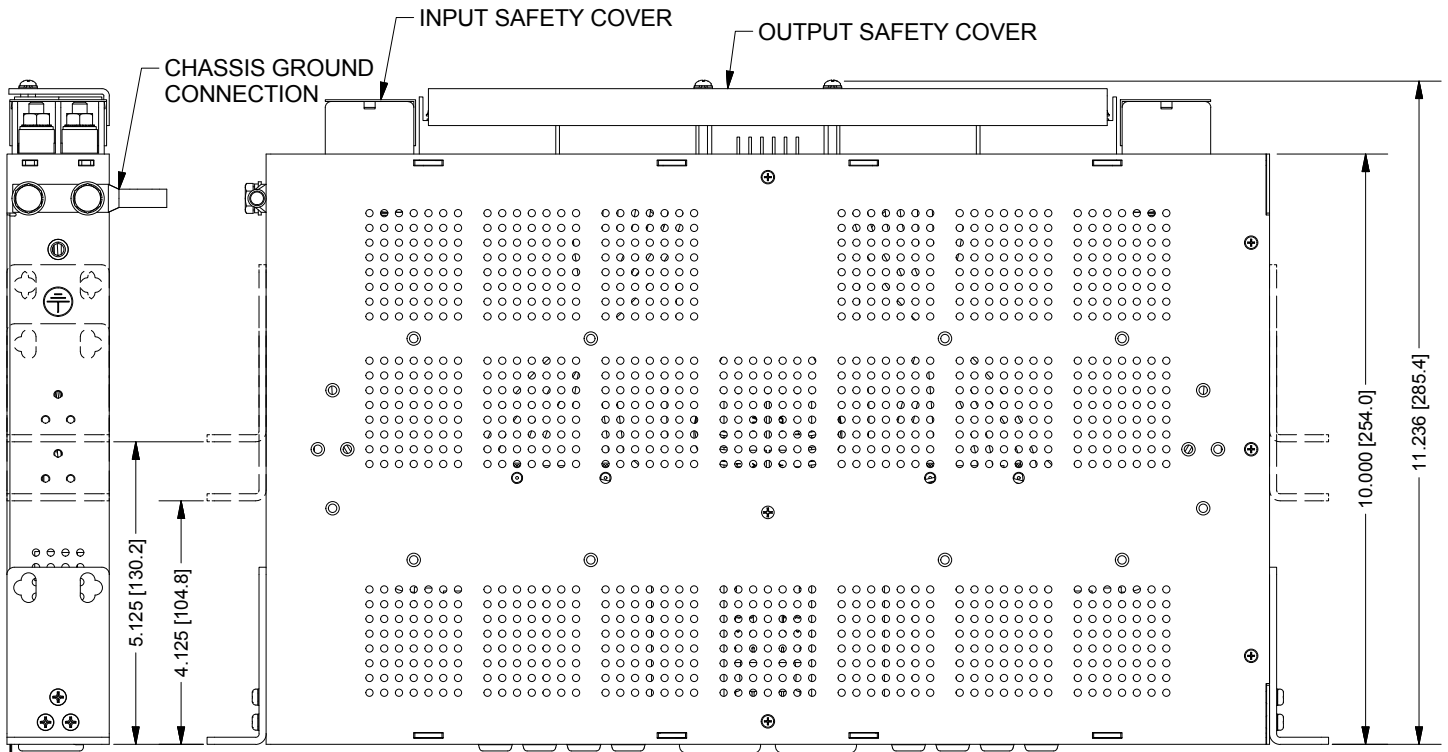
GENERAL		CONNECTIONS		
Dimensions	19.00" W x 1.75" H x 11.250" D	Input	2 Hole Lug	1/4" stud x 5/8" spacing
Rack Space	1U		Wire Range	Up to 2/0 AWG
Weight	6.5 lbs.		Max. Terminal Width	0.640"
Mounting	Universal 19" or 23", WECCO or EIA		Tightening Torque	40 in-lb (4.5 Nm)
Mtg. Pos.	Flush, 4" or 5" Offset	Output	Barrier Strip Output	#8 Sems Screw for Terminals
Finish	Black Textured Powder Coat		Wire Range	6 to 22 AWG
ELECTRICAL			Max. Terminal Width	0.500"
Input	Nominal Voltage	-/+24-48V DC	Tightening Torque	16 in-lb (1.8 Nm)
	Voltage Range	-/+19-60V DC	Ground Bus	2 Hole Lug
	Number of Buses	2		1/4" stud x 1" spacing
	Intr. Device Rating	175 Amps		Wire Range
Output	Max Fuse Rating	50 Amp	ENVIRONMENT	
	Continous Load Rating	40 Amps	Short Term Op Temp	-5° C to +55° C
ALARMING		Ambient	Up to 50° C	
Indicators	Green (Power)/Red (Alarm)	Store Temp	-40° C to +70° C	
Function	Form C relay contacts for remote fuse and power fail indication	Humidity	0 to 95% non-condensing	
Conn. Type	Solderless Wire Wrap (18 to 30 AWG)	Power Dissipation	35.7 Watts max	
Rating	DC 30W/AC 50VA	STANDARDS		
		Safety <small>(Listed)</small>	UL 60950-1/UL 1801/CSA C22.2 No.60950-1/EN 60950-1/IEC 60950-1	
		Telcordia	NEBS Level 3 (GR-63/GR-1089)	

4/4 TPA Fuse Panel, Stud Input, Barrier Strip Output

7371101001



REAR VIEW ROTATED



NOTES

CLEI Code: PWM4910ERA. Go to www.trimminc.com for a complete list of the fuses to order with this panel.