



Wire Mesh Cable Tray System for Channeling of Cable Wiring

NEW

A Simple-to-Install basket cable tray for safe and proper installation of facility wiring in the ceiling and under the floor.


Wall Mount



Floor Mount



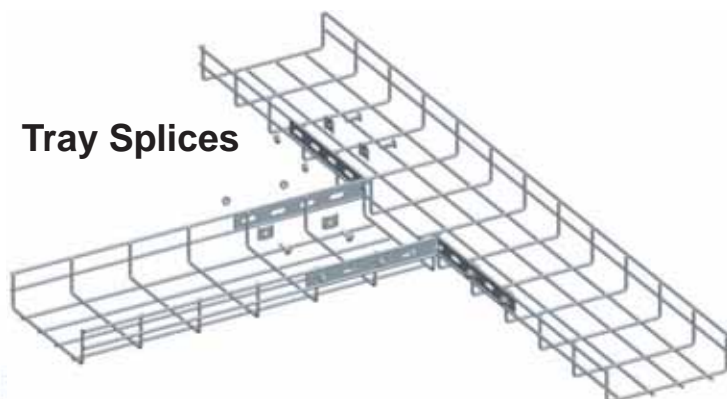
Ceiling Mount



Features

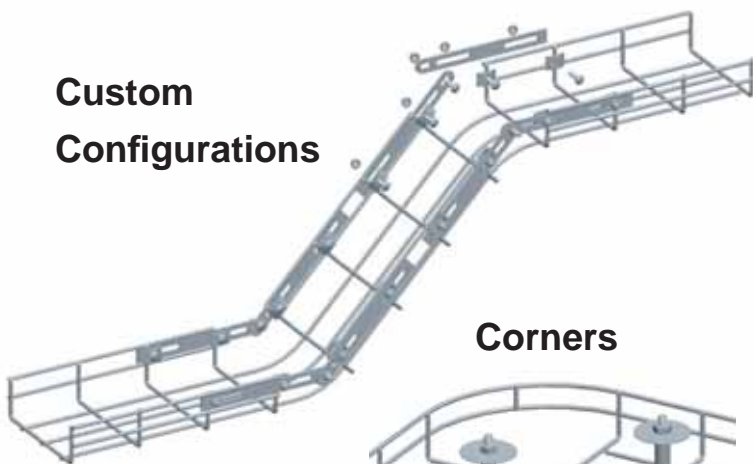
- Electro Zinc Plated for a professional look.
- Full line of accessories are available to mount on the wall, from the ceiling or under the floor.
- Cuts easily with bolt cutter for custom configurations.
- Cable Trays bolt together to any custom configuration.
- Available in 5ft. and 10ft. lengths.
- Stackable Cable Guides available to separate and secure cables in place.
- Complete line of accessories available.

Tray Splices



Cut-Bend-Clamp for Easy Installation!

Custom Configurations



Corners



Scan here to View
Cable Tray Video



Cable Basket Tray Construction

Cable Tray Material:

- Carbon Steel Q235

Surface Finish for cable basket trays:

- Electro zinc plating for indoor usage according to BS EN 12329-2000.

Dimensions for cable basket trays:

- Height: 2" (50mm)
- Widths: 4", 6", 8", 12" (100, 150, 200, 300mm)
- Length: 5', 10' (1524, 3048mm)
- Diameters of tray wires: 0.2" (5mm)



QUEST MANUFACTURING CORP.

11200 NW 138th Street Medley, FL 33178 www.QuestManufacturing.net
PH 305.513.8583 TF 800.280.1067 FX 305.513.9675





Wire Mesh Cable Tray



Item No.	Description	Color	Dimensions						Unit Weight	
			Length		Width		Height		(lbs)	(kg)
CT0504-03	5FT CABLE TRAY, 4"W x 2"H, ZINC	Silver	5ft	1524mm	4"	100mm	2"	50mm	4.2	1.9
CT1004-03	10FT CABLE TRAY, 4"W x 2"H, ZINC	Silver	10ft	3048mm	4"	100mm	2"	50mm	8.4	3.8
CT0506-03	5FT CABLE TRAY, 6"W x 2"H, ZINC	Silver	5ft	1524mm	6"	150mm	2"	50mm	5.1	2.3
CT1006-03	10FT CABLE TRAY, 6"W x 2"H, ZINC	Silver	10ft	3048mm	6"	150mm	2"	50mm	10.1	4.6
CT0508-03	5FT CABLE TRAY, 8"W x 2"H, ZINC	Silver	5ft	1524mm	8"	200mm	2"	50mm	5.9	2.7
CT1008-03	10FT CABLE TRAY, 8"W x 2"H, ZINC	Silver	10ft	3048mm	8"	200mm	2"	50mm	11.9	5.4
CT0512-03	5FT CABLE TRAY, 12"W x 2"H, ZINC	Silver	5ft	1524mm	12"	300mm	2"	50mm	7.5	3.4
CT1012-03	10FT CABLE TRAY, 12"W x 2"H, ZINC	Silver	10ft	3048mm	12"	300mm	2"	50mm	15.0	6.8

Wire Mesh Cable Tray Construction

Material: Carbon Steel Q235

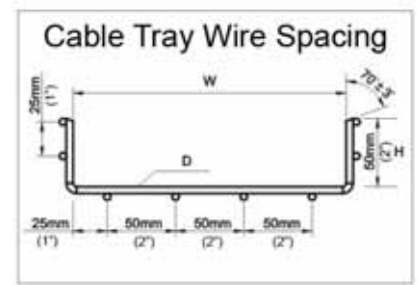
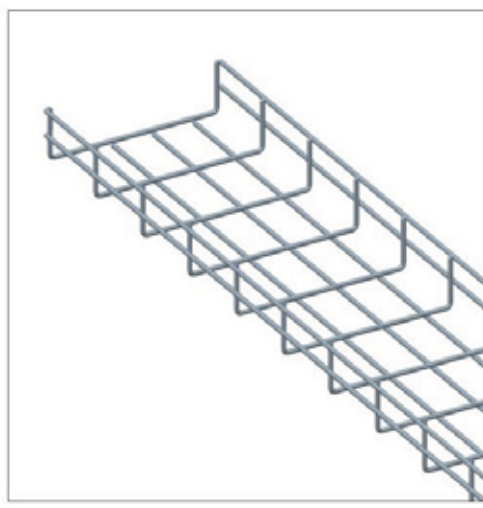
Surface Finish:

Electro zinc plating ($\geq 12 \mu m$) according to BS EN 12329-2000

Application: For Indoor use

Dimensions for cable basket trays:


- Height: 2" (50mm)
- Widths: 4", 6", 8", 12" (100, 150, 200, 300mm)
- Length: 5', 10' (1524, 3048mm)
- Diameter of Cable Tray wires: 0.2" (5.0mm)



Widths		
inch	mm	
4"	100mm	
6"	150mm	
8"	200mm	
12"	300mm	

Loading Capability of Cable Tray Wire Baskets					
Cable Tray Wire Diameter = 0.2" (5mm)		Span (max distance between two brackets = 4.92ft)			
Height (Inch)	Width (Inch)	5ft		10ft	
		Loading Weight per Span	Loading Weight per Piece	Loading Weight per Span	Loading Weight per Piece
2"	4"	51 lbs/ft	255 lbs (114kgs)	51 lbs/ft	510 lbs (228kgs)
2"	6"	52 lbs/ft	260 lbs (115.5kgs)	52 lbs/ft	520 lbs (231kgs)
2"	8"	53 lbs/ft	265 lbs (118.5kgs)	53 lbs/ft	530 lbs (237kgs)
2"	12"	57 lbs/ft	285 lbs (127.5kgs)	57 lbs/ft	570 lbs (255kgs)


4" Width - Holds up to (128) Cat5E/Cat6 Cables




6" Width - Holds up to (192) Cat5E/Cat6 Cables



8" Width - Holds up to (256) Cat5E/Cat6 Cables



12" Width - Holds up to (384) Cat5E/Cat6 Cables



Straight
Connection

Option #1 (CT0001-03)
Nut & Bolt Coupler



Option #2 (CT0002-03)
Strengthening Bar Coupler



Option #3 (CT0007-03)
Fast Splice Bar Coupler

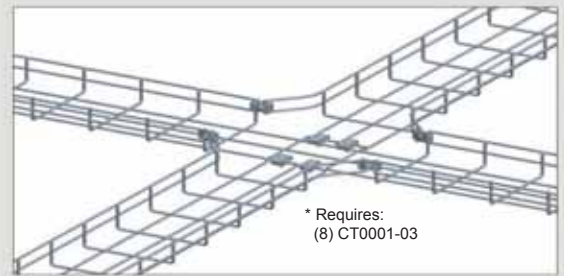
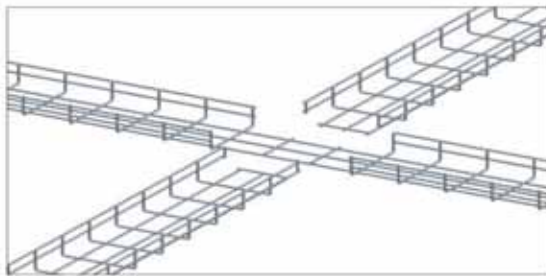


STYLE

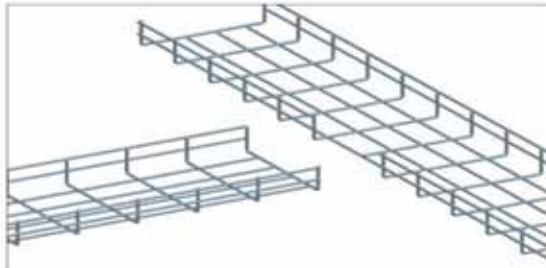
CUT

BEND & CLAMP

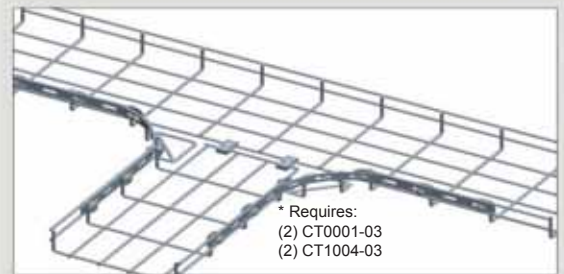
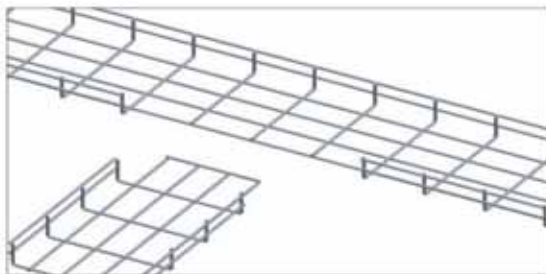
Square
Corner
Cross joint



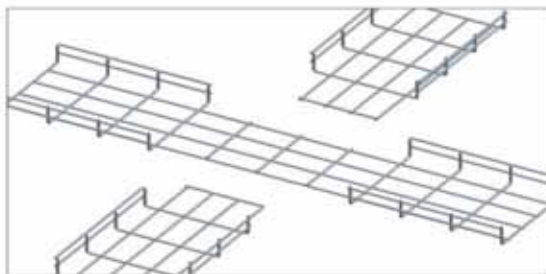
Square
Corner
T Connector





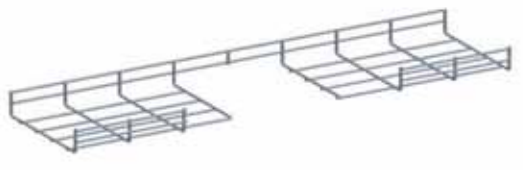

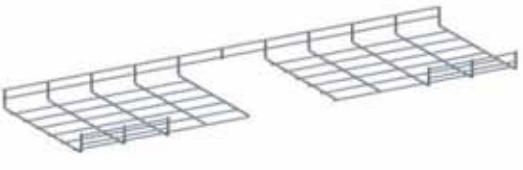
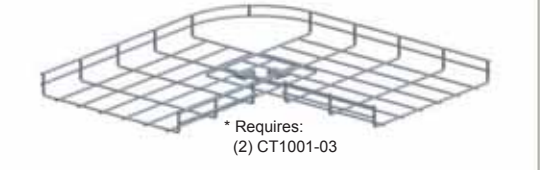
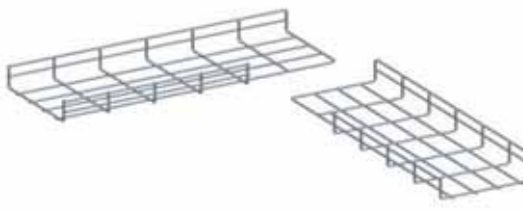

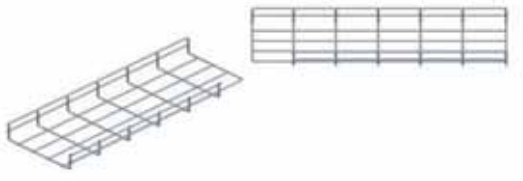
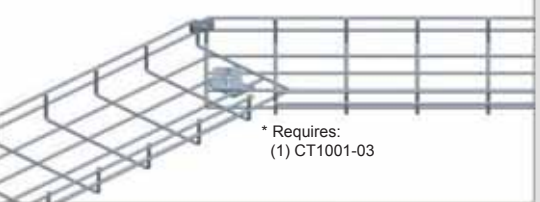


Rounded
T Connector



Rounded
Corner
Cross joint




























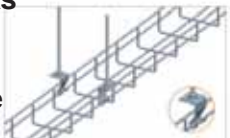




STYLE	CUT	BEND
Internal riser		
External riser		
Zigzag		
Zigzag with bar		<p>* Requires: (4) CT0005-03</p>
Reducer		<p>* Requires: (3) CT1001-03 (1) CT0002-03</p>

STYLE	CUT	BEND
Rounded Corner 4" - 100mm 6" - 150mm		 <p>* Requires: (1) CT1001-03</p>
Rounded Corner 8" - 200mm		 <p>* Requires: (1) CT1001-03</p>
Rounded Corner 12" - 300mm		 <p>* Requires: (2) CT1001-03</p>
Square Corner		 <p>* Requires: (4) CT1001-03</p>
Angle Joint		 <p>* Requires: (1) CT1001-03</p>
Radial Corner		 <p>* Requires: (3) CT1001-03</p>



Cable Tray Accessories



<p>CT0001-03</p> <p>Nut & Bolt Coupler</p>   <p>For connecting two straight sections of cable tray (hardware included)</p>	<p>CT0009-03</p> <p>Boltless Coupler</p>   <p>For connecting bottom of two straight sections of cable tray</p>	<p>CT0006-03</p> <p>FastLock Coupler</p>   <p>For boltless connection creating bends in cable tray</p>
<p>CT0002-03</p> <p>Strengthening Bar Kit</p>   <p>For connecting two straight sections of cable tray (hardware included)</p>	<p>CT0007-03</p> <p>Fast Splice Bar Kit</p>   <p>For boltless connection of two straight sections of cable tray</p>	<p>CT0008-03</p> <p>Fast Splice Handle Tool</p>   <p>For use in installing and removing Fast Splice Bars</p>
<p>CT0003-03</p> <p>Corner Bar Coupler</p>   <p>For making squared T's and Cross connections (hardware included)</p>	<p>CT0004-03</p> <p>Curved Bar Coupler</p>   <p>For making curved T's and Cross connections (hardware included)</p>	<p>CT0005-03</p> <p>Adjustable Connector Coupler</p>   <p>For strengthening internal and external bends of cable tray (hardware included)</p>
<p>CT0019-03</p> <p>Spider Coupler</p>   <p>For connecting two straight sections of cable tray</p>	<p>CT0031-03</p> <p>Central Hold-Down</p>   <p>For connecting sections of cable tray directly to floor</p>	<p>CT0032-03</p> <p>Cable Guide</p>   <p>For guiding cable at a right angle smoothly out of cable tray</p>
<p>CT0014-03</p> <p>Ceiling Hanging Hooks</p>   <p>For mounting of 4/6/8" wide cable tray from the ceiling. Requires Threaded Bars</p>	<p>CT0010-03</p> <p>Ceiling Hanging Bar</p>   <p>For mounting of cable tray from the ceiling. Requires Threaded Bars</p>	<p>CT0037-03</p> <p>White Rubber End Caps</p>   <p>For terminating end of cable trays for users protection against sharp edges</p>



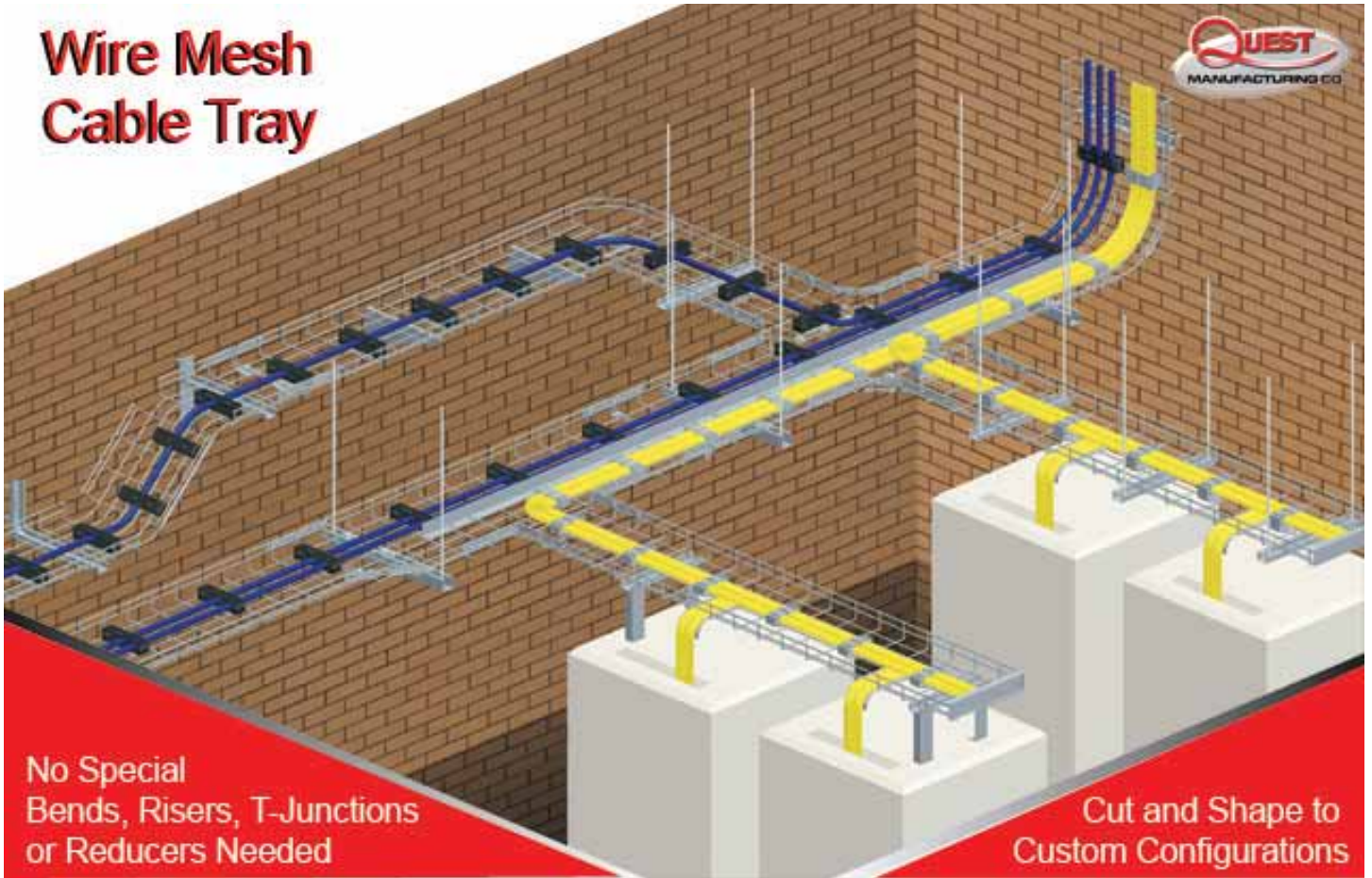
<p>CT0016-03</p> <p>I-Beam Mounting Clamp</p>  <p>For attaching 3/8" threaded rods for hanging cable trays from ceiling</p>	<p>CT0011-03</p> <p>3/8" Threaded 3ft (1m) Rods</p>  <p>For hanging cable tray directly to ceiling (Includes Anchor, Rod and two M10 Nuts)</p>	<p>CT0046</p> <p>Anchor Bolts</p>  <p>For attaching of cable tray to cement walls floors and ceilings</p>
<p>CT0025-03</p> <p>'L' Wall Bracket</p>  <p>For hanging cable tray directly to wall (requires mounting anchor bolts)</p>	<p>CT0026-03</p> <p>'V' Wall Bracket</p>  <p>For hanging cable tray directly to wall (requires mounting anchor bolts)</p>	<p>CT0022-03</p> <p>'T' Wall Bracket Kit</p>  <p>For hanging cable tray directly to wall (requires mounting anchor bolts)</p>
<p>CT0029-03</p> <p>Flag Floor Stand</p>  <p>For mounting cable tray directly to floor (requires mounting anchor bolts)</p>	<p>CT0017-03</p> <p>Cabinet & Floor Stand</p>  <p>For mounting cable tray directly to cabinet top or floor (requires mounting anchor bolts)</p>	<p>CT0033-03</p> <p>Cable Roller Guide</p>  <p>For protecting cables on corners and to maintain Cat5E/Cat6 compliance</p>
<p>CT0028-03</p> <p>Flag Ceiling Bracket</p>  <p>For hanging cable tray directly to ceiling (requires mounting anchor bolts)</p>	<p>CT0015-03</p> <p>'T' Ceiling Hanger</p>  <p>For hanging cable tray directly to ceiling (requires mounting anchor bolts)</p>	<p>CT0039</p> <p>Copper Grounding Bolt</p>  <p>For attaching of cable tray ground wire to earth ground</p>
<p>CT0043</p> <p>Stackable Cable Guide Top (Gray)</p>  <p>For channeling and organizing LAN cables in cable tray (for use with CT0044)</p>	<p>CT0044</p> <p>Cable Guide Bottom (Gray)</p>  <p>For channeling and organizing LAN cables in cable tray (for use with CT0043)</p>	<p>CT0045</p> <p>Heavy Duty Bolt Cutter</p>  <p>For cutting wire mesh cable tray to custom lengths and sizes</p>



Application Diagram



Wire Mesh Cable Tray



No Special Bends, Risers, T-Junctions or Reducers Needed

Cut and Shape to Custom Configurations



Safety Precaution
Always Use Safety Goggles and Work Gloves for Your Protection!

Distributed by:



Scan to go to QuestManufacturing.net

Quest Manufacturing Co.
11200 NW 138th Street, Medley FL 33178
Tel: 305.513.8583 Fax:305.513.9675 TF:800.280.1067



Scan here to view Cable Tray Video